

**Modular Cooking Range Line
 thermaline 80 - Full Module
 Freestanding Electric Fry Top, Mixed
 Plate, 1 Side, Backsplash, H=700**

ITEM # _____

MODEL # _____

NAME # _____

SIS # _____

AIA # _____



588405 (MAHFEBHDAO)

Electric Fry Top with smooth and ribbed chrome Plate, one-side operated with backsplash

Short Form Specification

Item No. _____

Unit constructed according to DIN 18860_2 with 20 mm drop nose top and 70 mm recessed plinth. Internal frame for heavy duty sturdiness in stainless steel. 2 mm top in 1.4301 (AISI 304). Flat surface construction, easily cleanable. THERMODUL connection system enables seamless worktop when units are connected and avoids soil penetrating. Chromium-plated mild steel cooking surface with non-stick finishing for optimal grilling. Stainless steel high splash guards on the rear and sides. Features safety thermostat, thermostatic control and led indication of pilot flame. Electrical ignition powered by battery with thermocouple for added safety. Large drain hole allows draining of cooking juices into a large collector. Overheat protection switches off the supply in case of overheating. Metal knobs with embedded hygienic silicon "soft" grip enable easier handling and cleaning.

IPX5 water resistant certification.

Configuration: Freestanding, one-side operated with backsplash.

Main Features

- Choice of one or two heating zones. An indicator lamp shows operating state of each zone.
- Large drain hole on cooking surface permits the draining of residual cooking juices into a large collector placed under the cooking surface.
- Overheat protection: a temperature sensor switches off the supply in case of overheating.
- Stainless steel high splash guards on the rear and sides of cooking surface.
- Units have separate controls for each half module of the cooking surface.
- All major components may be easily accessed from the front.
- THERMODUL connection system creates a seamless work top when units are connected to each other thus avoiding soil penetrating vital components and facilitating the removal of units in case of replacement or service.
- Metal knobs with embedded hygienic "soft-touch" grip for easier handling and cleaning. The special design of the controls prevents infiltration of liquids or soil into vital components.
- Large visible digital display manufactured in tempered glass to resist heat and chemicals, showing temperatures or power settings. The display also shows on/off status of the appliance and on/off status of the heating elements.
- Powerblock heating system for optimal temperature distribution.

Construction

- 2 mm top in 1.4301 (AISI 304).
- Unit constructed according to DIN 18860_2 with 20 mm drop nose top and 70 mm recessed plinth.
- Flat surface construction with minimal hidden areas to easily clean all surfaces
- Cooking surface in chromium-plated mild steel with non-stick finishing for optimum grilling results.
- IPX5 water resistance certification.
- Cooking surface 2/3 smooth and 1/3 ribbed.
- Internal frame for heavy duty sturdiness in stainless steel.

Sustainability

- Standby function for energy saving and fast recovery of maximum power.

APPROVAL: _____

Optional Accessories

- | | | | | | |
|---|------------|--------------------------|---|------------|--------------------------|
| • Connecting rail kit for appliances with backsplash, 800mm | PNC 912497 | <input type="checkbox"/> | • Side reinforced panel only in combination with side shelf, for against the wall installations, right | PNC 913265 | <input type="checkbox"/> |
| • Portioning shelf, 800mm width | PNC 912526 | <input type="checkbox"/> | • Shelf fixation for TL80-85-90 one-side operated, TL80 two-side operated | PNC 913281 | <input type="checkbox"/> |
| • Portioning shelf, 800mm width | PNC 912556 | <input type="checkbox"/> | • Filter W=800mm | PNC 913665 | <input type="checkbox"/> |
| • Folding shelf, 300x800mm | PNC 912577 | <input type="checkbox"/> | • Stainless steel dividing panel, 800x700mm, (it should only be used between Electrolux Professional thermaline Modular 80 and thermaline C80) | PNC 913668 | <input type="checkbox"/> |
| • Folding shelf, 400x800mm | PNC 912578 | <input type="checkbox"/> | • Stainless steel side panel, 800x700mm, flush-fitting (it should only be used against the wall, against a niche and in between Electrolux Professional thermaline and ProThermetic appliances and external appliances - provided that these have at least the same dimensions) | PNC 913684 | <input type="checkbox"/> |
| • Fixed side shelf, 200x800mm | PNC 912583 | <input type="checkbox"/> | | | |
| • Fixed side shelf, 300x800mm | PNC 912584 | <input type="checkbox"/> | | | |
| • Fixed side shelf, 400x800mm | PNC 912585 | <input type="checkbox"/> | | | |
| • Stainless steel front kicking strip, 800mm width | PNC 912634 | <input type="checkbox"/> | | | |
| • Stainless steel side kicking strip left and right, against the wall, 800mm width | PNC 912658 | <input type="checkbox"/> | | | |
| • Stainless steel side kicking strip left and right, back-to-back, 1610mm width | PNC 912661 | <input type="checkbox"/> | | | |
| • Stainless steel plinth, against wall, 800mm width | PNC 912844 | <input type="checkbox"/> | | | |
| • Connecting rail kit for appliances with backsplash: modular 80 (on the left), ProThermetic tilting (on the right), ProThermetic stationary (on the left) to ProThermetic tilting (on the right) | PNC 912977 | <input type="checkbox"/> | | | |
| • Connecting rail kit for appliances with backsplash: modular 80 (on the right), ProThermetic tilting (on the left), ProThermetic stationary (on the right) to ProThermetic tilting (on the left) | PNC 912978 | <input type="checkbox"/> | | | |
| • Stainless steel panel, 800x700mm, against wall, left side | PNC 913093 | <input type="checkbox"/> | | | |
| • Stainless steel panel, 800x700mm, against the wall, right side | PNC 913097 | <input type="checkbox"/> | | | |
| • Endrail kit, flush-fitting, with backsplash, left | PNC 913113 | <input type="checkbox"/> | | | |
| • Endrail kit, flush-fitting, with backsplash, right | PNC 913114 | <input type="checkbox"/> | | | |
| • Scraper for smooth plates | PNC 913119 | <input type="checkbox"/> | | | |
| • Scraper for ribbed plates | PNC 913120 | <input type="checkbox"/> | | | |
| • Back panel, 800x450mm, for bases one-side operated | PNC 913167 | <input type="checkbox"/> | | | |
| • Endrail kit (12.5mm) for thermaline 80 units with backsplash, left | PNC 913204 | <input type="checkbox"/> | | | |
| • Endrail kit (12.5mm) for thermaline 80 units with backsplash, right | PNC 913205 | <input type="checkbox"/> | | | |
| • U-clamping rail for back-to-back installations with backsplash | PNC 913226 | <input type="checkbox"/> | | | |
| • Insert profile D=800mm | PNC 913230 | <input type="checkbox"/> | | | |
| • Perforated shelf for warming cabinets and cupboard bases (one-side operated TL80-85-90 and two-side operated for TL80) | PNC 913234 | <input type="checkbox"/> | | | |
| • Energy optimizer kit 24A - factory fitted | PNC 913246 | <input type="checkbox"/> | | | |
| • Side reinforced panel only in combination with side shelf, for against the wall installations, left | PNC 913263 | <input type="checkbox"/> | | | |

Recommended Detergents

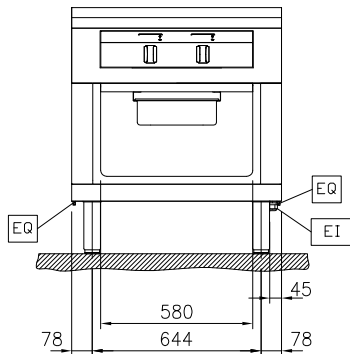
- | | | |
|--|------------|--------------------------|
| • C41 HI-TEMP RAPID DEGREASER, 1 pack of six 1 lt. bottles (trigger incl.) | PNC 0S2292 | <input type="checkbox"/> |
|--|------------|--------------------------|



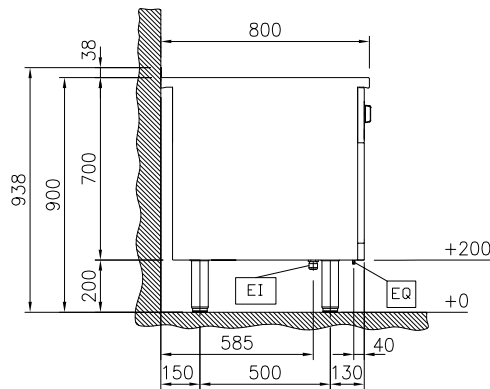
Electrolux
PROFESSIONAL

Modular Cooking Range Line
thermaline 80 - Full Module Freestanding
Electric Fry Top, Mixed Plate, 1 Side,
Backsplash, H=700

Front

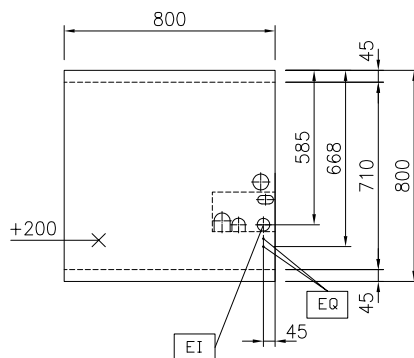


Side



EI = Electrical inlet (power)
EQ = Equipotential screw

Top



Electric

Supply voltage: 400 V/3N ph/50/60 Hz
Total Watts: 15.3 kW

Key Information:

Cooking Surface Depth: 700 mm
Cooking Surface Width: 615 mm
Working Temperature MIN: 80 °C
Working Temperature MAX: 280 °C
External dimensions, Width: 800 mm
External dimensions, Depth: 800 mm
External dimensions, Height: 700 mm
Storage Cavity Dimensions (width): 580 mm
Storage Cavity Dimensions (height): 330 mm
Storage Cavity Dimensions (depth): 740 mm
Net weight: 150 kg
Configuration: On Base; One-Side Operated
Cooking surface type: Chromium Plated mild steel mirror
Cooking surface - material: steel mirror

Sustainability

Current consumption: 22.1 Amps



Modular Cooking Range Line
thermaline 80 - Full Module Freestanding Electric Fry Top, Mixed Plate, 1
Side, Backsplash, H=700
The company reserves the right to make modifications to the products
without prior notice. All information correct at time of printing.

2025.05.08